


CANVA CASH

THE ULTIMATE GUIDE

TO MAKING MONEY
WITH CANVA TEMPLATES



JUSTDREAMITMEDIA

Table Of Contents

Chapter 1: Introduction to Canva Templates

What are Canva templates?

Why are Canva templates popular among online business owners?

Chapter 2: Getting Started with Canva

Setting up a Canva account

Exploring Canva's features and tools

Chapter 3: Creating and Customizing Templates

Designing templates for different niches

Adding branding elements to templates

Chapter 4: Marketing and Selling Your Templates

Creating a portfolio of templates

Promoting your templates on social media

Chapter 5: Pricing Strategies for Canva Templates

Determining the value of your templates

Setting competitive prices for your templates

Chapter 6: Building a Successful Canva Templates Business

Managing customer relationships

Scaling your templates business

Chapter 7: Advanced Tips and Tricks for Selling Canva Templates

Collaborating with other designers

Expanding your templates business beyond Canva

Chapter 8: Conclusion


Recap of key takeaways

Final thoughts on making money with Canva templates

Chapter 1: Introduction to Canva Templates

What are Canva templates?

Canva templates are pre-designed graphics that can be easily customized to fit any brand or project. They are a popular tool for online business owners looking to create professional and eye-catching designs without the need for graphic design experience. Canva offers a wide variety of templates for everything from social media posts and presentations to business cards and flyers.

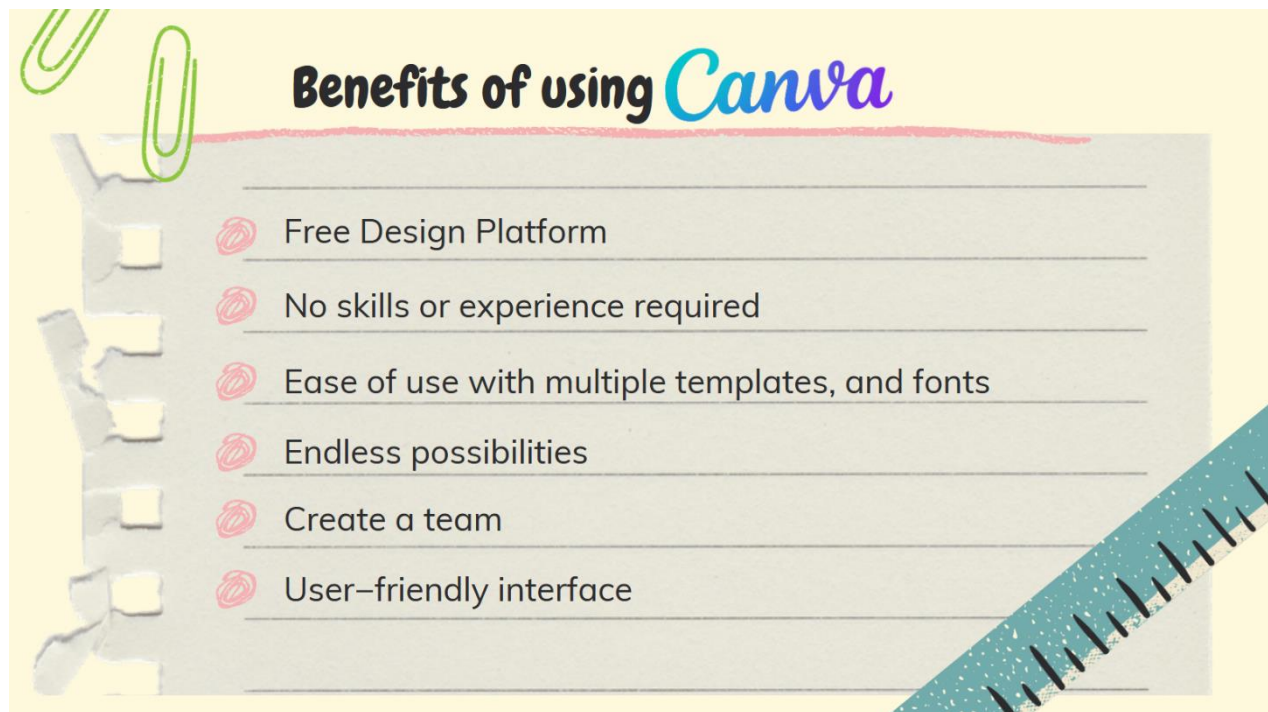


[Click Here To Download Canva Templates With Master Resell Rights](#)

For online business owners looking to make money selling Canva templates, understanding what they are and how to use them effectively is crucial.

Canva templates can be a profitable source of income for those who have a knack for design and creativity. By creating and selling templates, online business owners can tap into a growing market of individuals and businesses looking for high-quality, customizable designs.

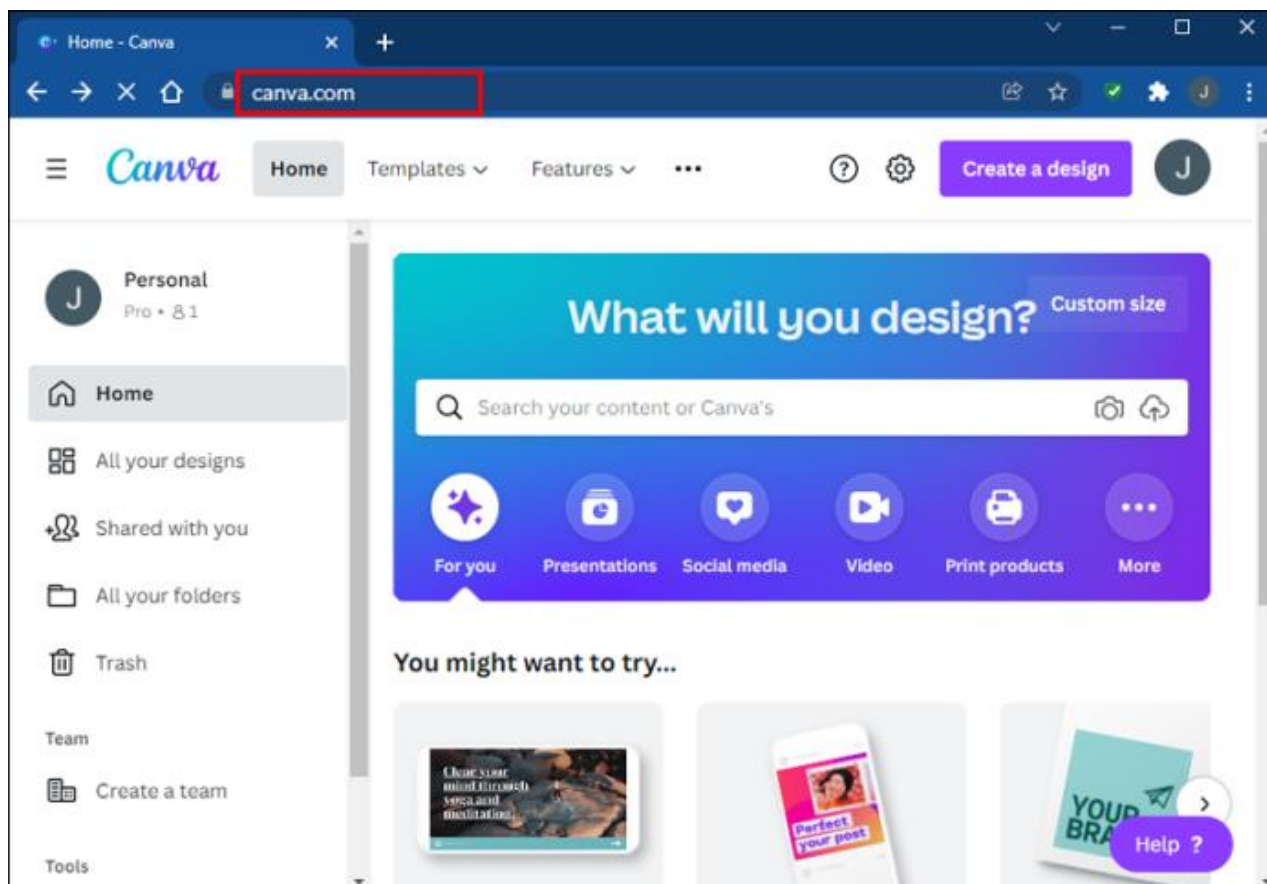
One of the key benefits of Canva templates is their ease of use. With Canva's user-friendly interface, anyone can quickly customize a template to fit their needs. This makes Canva templates a valuable resource for those looking to save time and money on design projects.



[The Ultimate Guide to Making Money with Canva Mockup Templates](#)

When creating Canva templates to sell, it's important to consider the needs and preferences of your target audience. Researching popular design trends and staying up-to-date with industry standards can help you create templates that are in high demand. Additionally, offering a variety of templates for different purposes and industries can help you reach a wider audience and increase your sales potential.

Overall, Canva templates are a valuable tool for online business owners looking to make money selling digital products. By understanding what Canva templates are and how to create and sell them effectively, online business owners can tap into a lucrative market and generate a steady stream of income.



[The Ultimate Guide to Making Money with Canva Mockup Templates](#)




[Click Here To Download Canva Templates With Master Resell Rights](#)

Why are Canva templates popular among online business owners?

Canva templates have become increasingly popular among online business owners for several reasons. One of the main reasons is that they offer a quick and easy solution for creating professional-looking graphics and designs without the need for any design experience or skills. This is especially appealing to online business owners who may not have the time or resources to hire a graphic designer.

150 Canva Website Mockup Templates:



150 MOCKUP TEMPLATES

150 Canva Templates

[Click Here To Download The 150 Canva Mockup Templates Now](#)

Another reason why Canva templates are popular is because they are highly customizable.

With a wide range of templates available for various purposes such as social media posts, presentations, flyers, and more, online business owners can easily find a template that suits their needs and then customize it to reflect their brand and style.

Furthermore, Canva templates are cost-effective. While hiring a professional graphic designer can be expensive, Canva templates are affordable and often free to use. This makes it a budget-friendly option for online business owners who are looking to create high-quality designs without breaking the bank.

In addition, Canva templates are also time-saving. Instead of spending hours creating designs from scratch, online business owners can simply choose a template, customize it to their liking, and have a professional-looking design ready to go in a matter of minutes. This allows them to focus on other aspects of their business without sacrificing the quality of their visual content.

Overall, Canva templates are popular among online business owners because they offer a convenient, customizable, cost-effective, and time-saving solution for creating high-quality designs. By leveraging the power of Canva templates, online business owners can elevate their brand and marketing efforts without the need for extensive design experience or resources.

45 Canva Mockup Templates For Instagram Coaches:



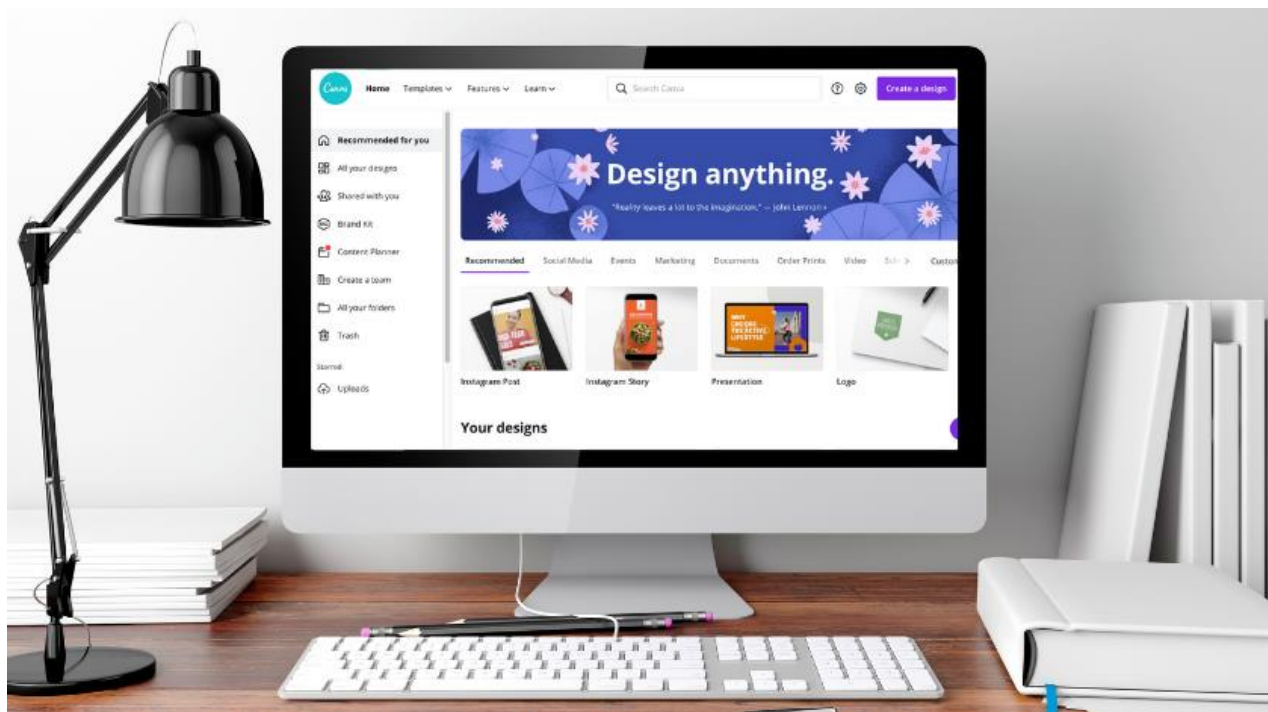
[Click Here to Download The 45 Canva Mockup Templates Now](#)

Chapter 2: Getting Started with Canva

Setting up a Canva account

Setting up a Canva account is the first step in your journey to making money selling Canva templates. Whether you are a seasoned online business owner or just starting out, having a Canva account is essential to creating and selling high-quality designs.

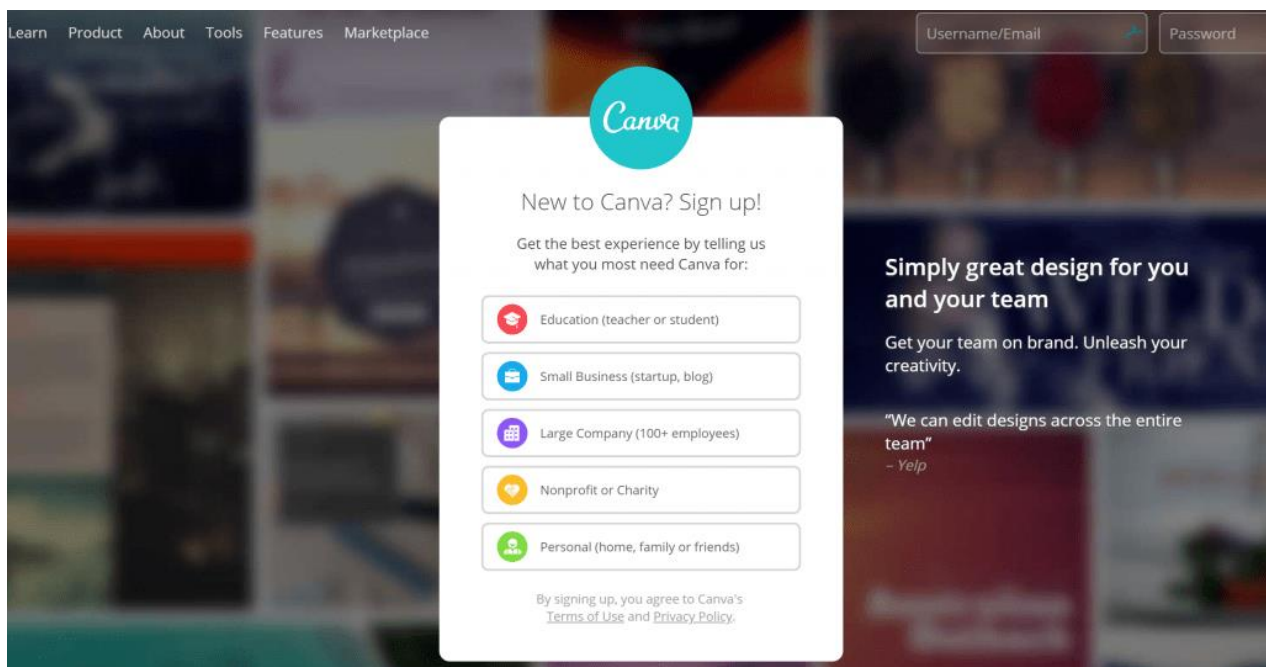
To set up your Canva account, simply go to canva.com and sign up for a free account. You can also choose to upgrade to Canva Pro for additional features and benefits. Once you have created your account, you can start exploring the various design tools and templates that Canva has to offer.



[The Ultimate Guide to Making Money with Canva Mockup Templates](#)

When setting up your Canva account, it is important to choose a username and profile picture that reflects your brand and personality. This will help potential customers identify you and your designs more easily.

Once your account is set up, it's time to start creating and selling templates. Canva offers a wide range of design tools and templates that you can use to create stunning graphics for your online business. From social media posts to business cards, there is a template for every need.

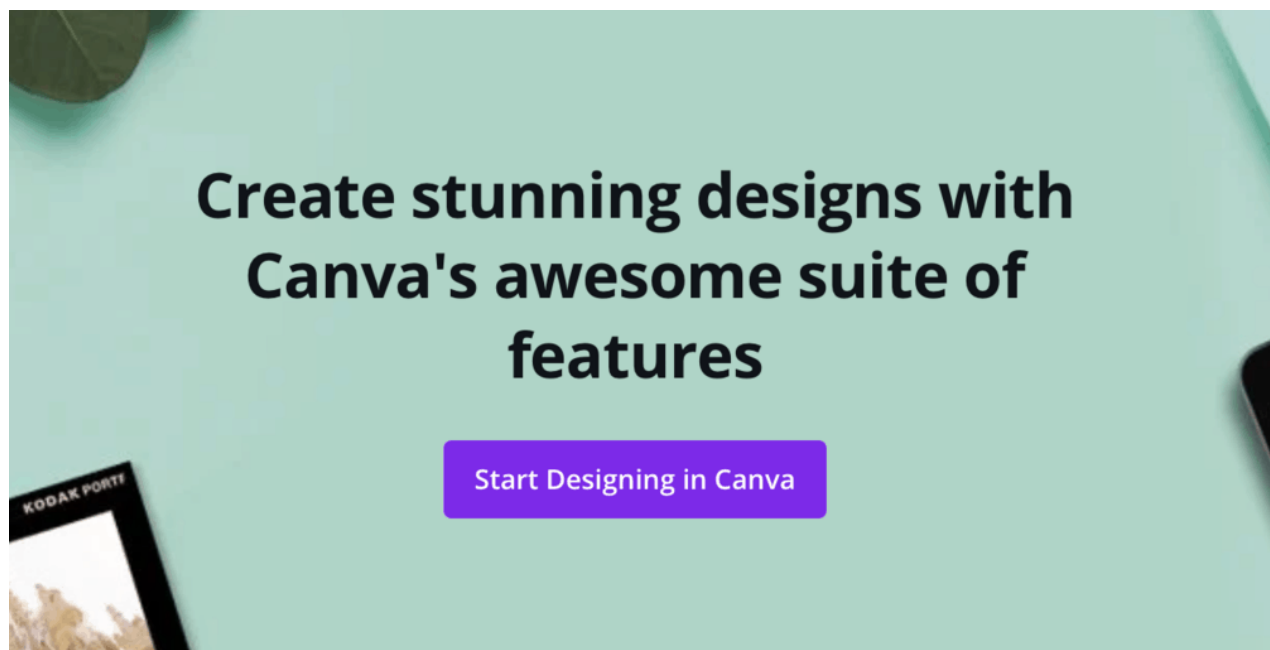


As you start creating templates, it's important to keep your target audience in mind. Consider what types of designs will appeal to them and tailor your templates accordingly. You can also experiment with different styles and formats to see what works best for your customers.

In conclusion, setting up a Canva account is the first step in making money selling Canva templates. By creating high-quality designs that appeal to your target audience, you can start generating income from your templates in no time. So what are you waiting for? Get started with your Canva account today and start making money with templates!

Exploring Canva's features and tools

Exploring Canva's features and tools is essential for online business owners looking to make money selling Canva templates. Canva is a powerful graphic design tool that offers a wide range of features and tools to help you create stunning templates that customers will love.



[The Ultimate Guide to Making Money with Canva Mockup Templates](#)

One of the key features of Canva is its drag-and-drop interface, which makes it easy to create professional-looking designs without any design experience. This feature is perfect for online business owners who want to create templates quickly and efficiently.

Another important feature of Canva is its vast library of templates, graphics, and fonts. With thousands of templates to choose from, you can easily find the perfect design for your target audience. Additionally, Canva's extensive library of graphics and fonts allows you to customize your templates to fit your brand and style.



[Click Here To Download Canva Templates With Master Resell Rights](#)

Canva also offers a range of tools to help you enhance your designs, such as photo filters, image cropping, and text effects. These tools can help you create unique and eye-catching templates that will stand out to your customers.

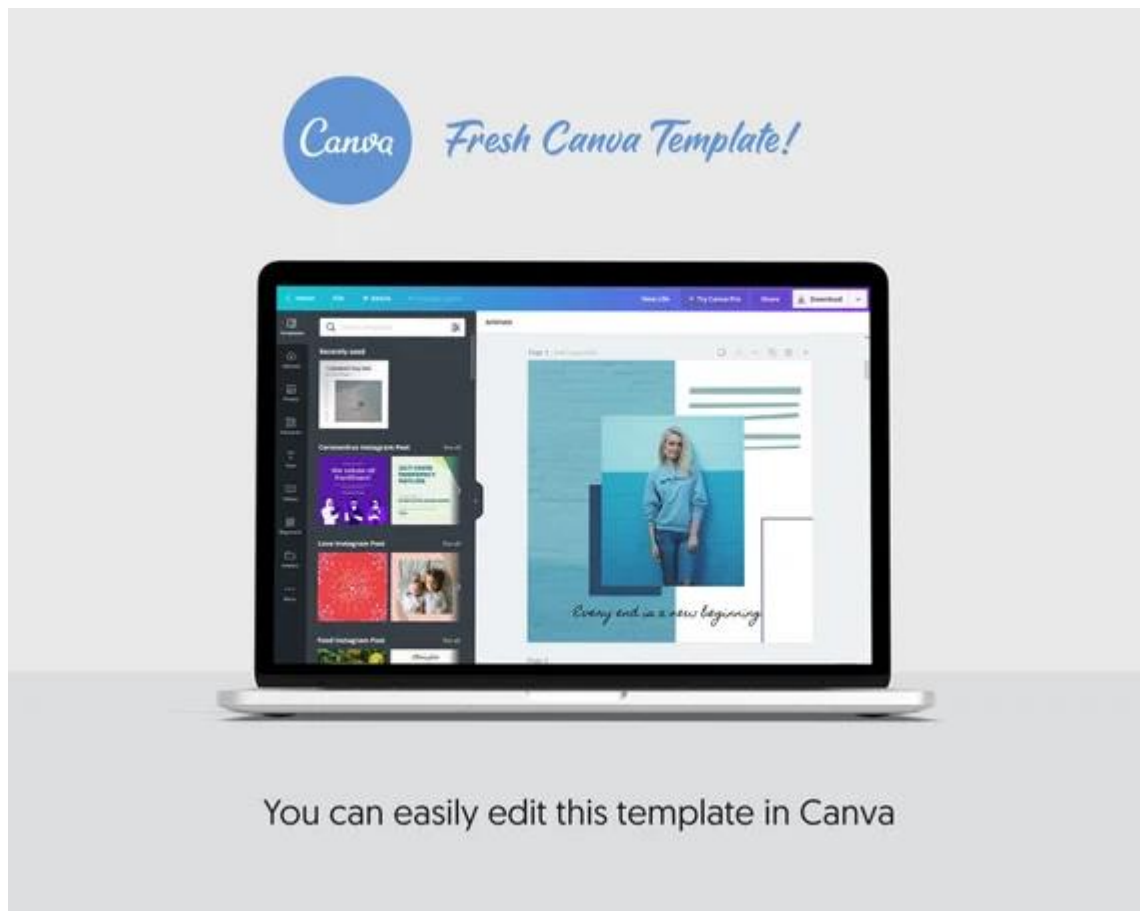
In this subchapter, we will dive deep into Canva's features and tools, showing you how to make the most of this powerful design platform. We will walk you through the process of creating templates, customizing designs, and using Canva's tools to enhance your templates.

By mastering Canva's features and tools, you can create high-quality templates that will attract customers and help you make money selling Canva templates. So, grab your computer, open up Canva, and let's explore all the amazing features and tools this platform has to offer.

Chapter 3: Creating and Customizing Templates

Designing templates for different niches

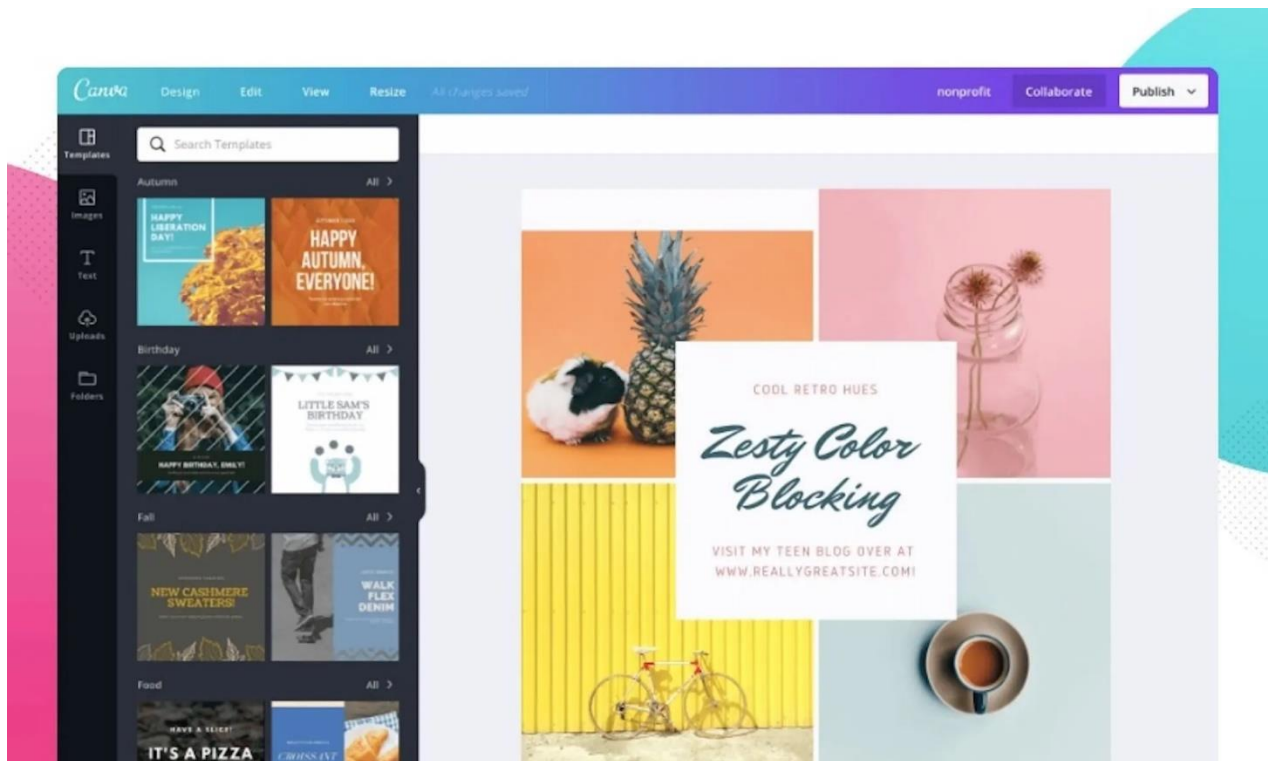
Designing templates for different niches is a key aspect of creating a successful business selling Canva templates. As an online business owner looking to tap into the lucrative market of template design, it is important to understand the unique needs and preferences of different niches.



When designing templates for different niches, it is essential to first identify the target audience and their specific requirements. For example, if you are creating templates for the beauty industry, you will need to consider the visual appeal and feminine design elements that resonate with this audience. On the other hand, if you are targeting the fitness niche, your templates may need to focus on bold colors and motivational quotes.

[The Ultimate Guide to Making Money with Canva Mockup Templates](#)

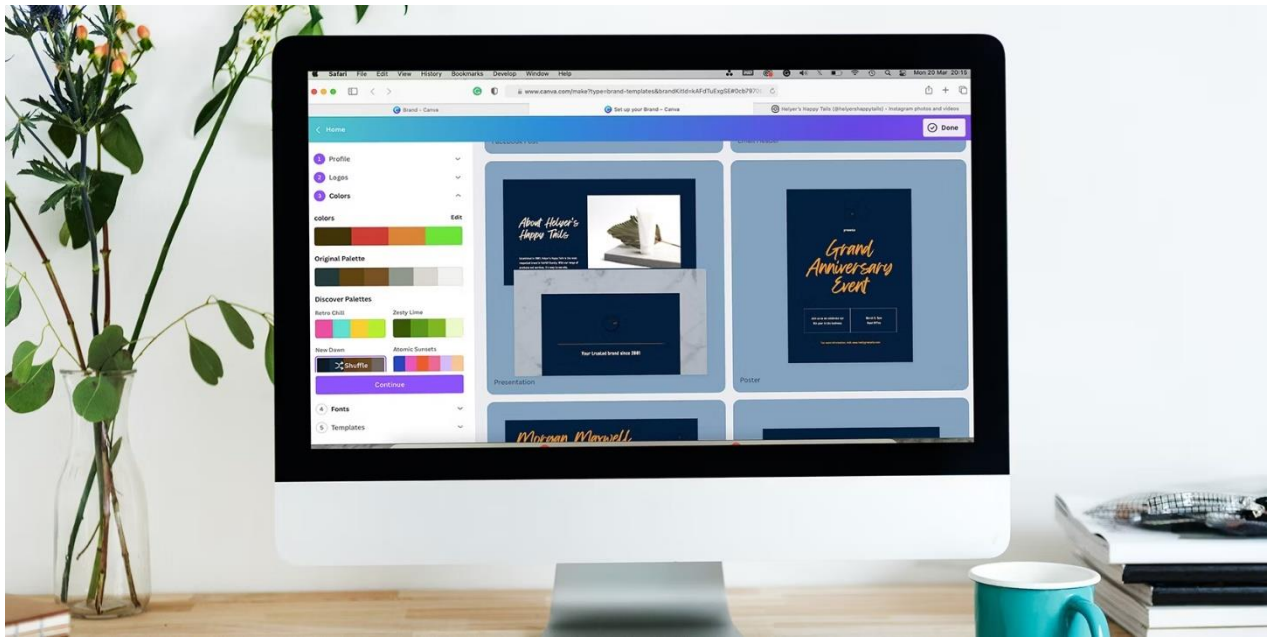
One of the key benefits of using Canva for template design is the flexibility it offers in terms of customization. This allows you to easily tailor your templates to suit the needs of different niches without having to start from scratch each time. By creating a range of templates for various industries, you can attract a wider customer base and increase your chances of making sales.



Another important factor to consider when designing templates for different niches is staying updated on the latest trends and styles within each industry. This will help you create templates that are not only visually appealing but also relevant and in demand. By keeping a pulse on industry trends, you can ensure that your templates remain competitive and appealing to your target market.

[The Ultimate Guide to Making Money with Canva Mockup Templates](#)


In conclusion, designing templates for different niches is a crucial aspect of building a successful business selling Canva templates. By understanding the unique needs of each industry, customizing your designs, and staying updated on trends, you can create a profitable template business that caters to a diverse range of customers.



Adding branding elements to templates

As online business owners, it is essential to establish a strong brand presence to stand out in a crowded digital landscape. One effective way to do this is by adding branding elements to your templates. By incorporating your logo, color scheme, and other brand elements, you can create a cohesive and professional look that will resonate with your target audience.

30 Canva Mockup Templates For Instagram Posts:




PROMOTIONAL INSTAGRAM POSTS

30 Canva templates

[Click Here To Download The 30 Canva Mockup Templates Now](#)

[The Ultimate Guide to Making Money with Canva Mockup Templates](#)




[Click Here To Download Canva Templates With Master Resell Rights](#)

When designing your templates in Canva, be sure to upload your logo and use it consistently across all of your designs. This will help to increase brand recognition and build trust with your customers. Additionally, choose colors that align with your brand's aesthetic and use them throughout your templates to create a visually cohesive look.

Incorporating your brand's fonts and typography choices is another important step in adding branding elements to your templates. Consistency in font choice can help to reinforce your brand's identity and make your templates instantly recognizable to your audience.

Don't forget to include your brand's messaging and tone of voice in your templates as well. Whether it's through catchy slogans, taglines, or unique selling points, your brand's voice should shine through in all of your designs.

150 Canva Website Mockup Templates:

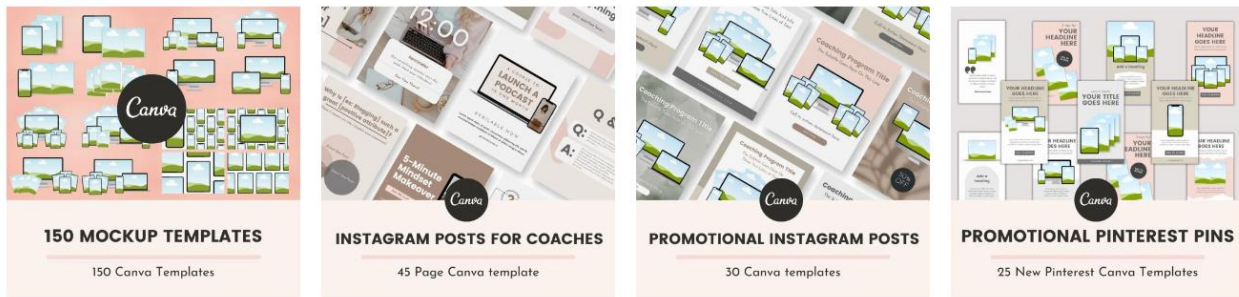


150 MOCKUP TEMPLATES

150 Canva Templates

[Click Here To Download The 150 Canva Mockup Templates Now](#)

[The Ultimate Guide to Making Money with Canva Mockup Templates](#)



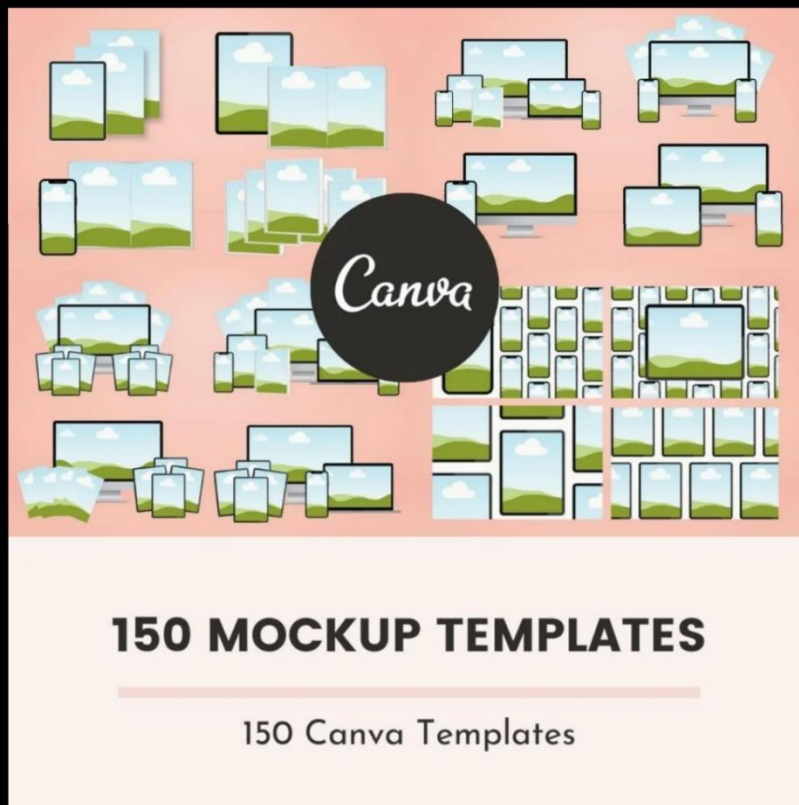
[Click Here To Download Canva Templates With Master Resell Rights](#)

By taking the time to add these branding elements to your templates, you can create a strong and recognizable brand presence that will set you apart from the competition. This will not only help to attract more customers but also build loyalty and trust with your existing ones.

In conclusion, adding branding elements to your templates is a crucial step in building a successful online business. By incorporating your logo, color scheme, fonts, messaging, and tone of voice, you can create a cohesive and professional look that will resonate with your target audience and help you stand out in a competitive market.

"150+ Canva Website Mockups and Bonuses – Master Resell Rights (MRR)"

Introducing...



☒ Canva Templates for Instagram Coaches



☒ Promotional Mockup Templates for Instagram Posts



☒ Promotional Mockup Templates for Pinterest Pins

[Click Here To Download Canva Templates With Master Resell Rights](#)

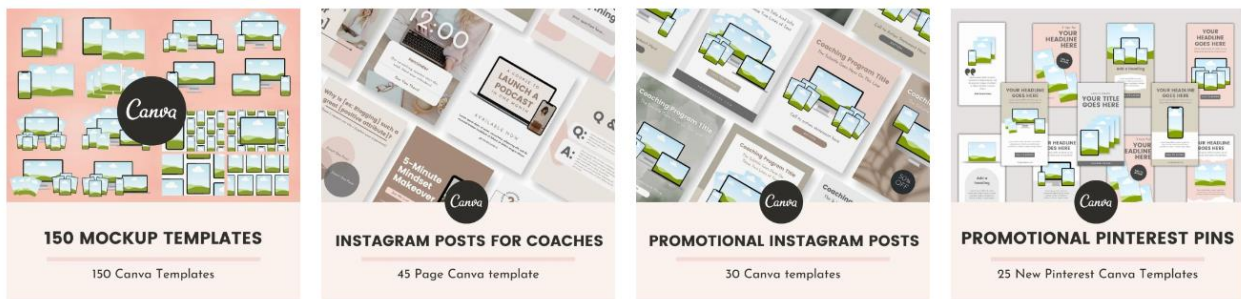
Chapter 4: Marketing and Selling Your Templates

Creating a portfolio of templates

Creating a portfolio of templates is a crucial step in your journey to making money with Canva. As an online business owner looking to tap into the lucrative market of selling templates, having a diverse and appealing portfolio is key to attracting customers and standing out from the competition.



[The Ultimate Guide to Making Money with Canva Mockup Templates](#)



[Click Here To Download Canva Templates With Master Resell Rights](#)

When creating your portfolio, it's important to consider the needs and preferences of your target audience. Think about the different niches you want to cater to, such as social media graphics, marketing materials, or printable resources. By offering a variety of templates that cater to different needs, you can appeal to a wider range of customers and increase your chances of making sales.

Another important aspect to consider when creating your portfolio is the design aesthetic. Make sure your templates are visually appealing, well-organized, and easy to customize. Remember that your customers are looking for templates that will help them save time and effort, so make sure your designs are user-friendly and functional.

Additionally, don't be afraid to experiment with different styles and formats. By offering a diverse range of templates, you can attract customers with different preferences and needs. Whether you prefer clean and minimalist designs or bold and colorful layouts, make sure to showcase your versatility and creativity in your portfolio.



In conclusion, creating a portfolio of templates is an essential step in making money with Canva. By offering a diverse range of visually appealing and user-friendly designs, you can attract customers from different niches and increase your chances of making sales. So, roll up your sleeves, unleash your creativity, and start building your portfolio of templates today!

Promoting your templates on social media

Promoting your templates on social media is a crucial step in reaching a wider audience and increasing your sales. With the right strategies, you can effectively showcase your templates and attract potential customers to your online store.

One of the best ways to promote your templates on social media is to create visually appealing posts that highlight the key features and benefits of your designs. Use high-quality images and engaging captions to grab the attention of your audience and entice them to learn more about your products.



Another effective strategy is to engage with your followers by responding to comments, questions, and messages in a timely manner. Building a strong relationship with your audience will not only help you gain their trust but also encourage them to share your templates with their own followers.



Collaborating with influencers and other businesses in your niche is also a great way to promote your templates on social media. Reach out to popular influencers or like-minded businesses and offer them free access to your templates in exchange for a shoutout or promotion on their social media channels.

Lastly, don't forget to use hashtags and keywords related to your niche when posting about your templates on social media. This will help potential customers discover your products more easily and increase your visibility on popular platforms like Instagram, Facebook, and Pinterest.

By implementing these strategies and consistently promoting your templates on social media, you can effectively grow your online business and increase your sales in the competitive world of selling Canva templates.



Chapter 5: Pricing Strategies for Canva Templates

Determining the value of your templates

Determining the value of your templates is a crucial step in the process of making money with Canva. As an online business owner, you want to ensure that the templates you create are not only valuable to your customers but also profitable for you. Here are some key factors to consider when determining the value of your templates:



1. **Quality:** The quality of your templates will greatly impact their perceived value. Make sure that your designs are professional, visually appealing, and easy to customize. Customers are more likely to pay a premium for high-quality templates that meet their needs.

[The Ultimate Guide to Making Money with Canva Mockup Templates](#)

2. Uniqueness: In a competitive market, it's important to distinguish your templates from others on the market. Consider what sets your designs apart and highlight these unique features in your marketing materials. Unique templates are more likely to attract customers and command higher prices.
3. Target audience: Consider the needs and preferences of your target audience when pricing your templates. Are you targeting small businesses, bloggers, or social media influencers? Tailor your designs and pricing accordingly to appeal to your specific customer base.
4. Time and effort: Take into account the time and effort it took to create your templates when setting prices. Templates that require more intricate design work or customization options may be priced higher than simpler designs.
5. Market research: Look at what similar templates are selling for in the market to get an idea of pricing trends. Consider offering discounts or promotions to attract new customers or encourage repeat business.



[Click Here To Download Canva Templates With Master Resell Rights](#)




By carefully considering these factors, you can determine the value of your templates and set prices that are both competitive and profitable. Remember that pricing is not set in stone, and you can always adjust your prices based on customer feedback and market demand. With the right approach, you can maximize the value of your templates and make a lucrative income selling Canva designs.

Setting competitive prices for your templates

Setting competitive prices for your templates is crucial when it comes to making money in the competitive world of online business. As an online business owner looking to profit from selling Canva templates, it's important to strike a balance between offering affordable prices that attract customers and ensuring that you are not undervaluing your hard work and creativity.

One way to determine competitive prices for your templates is to research what other sellers are charging for similar products. Take note of the pricing strategies of your competitors and consider how your templates compare in terms of quality, design, and value. By analyzing the market, you can get a better idea of what customers are willing to pay and adjust your prices accordingly.



Another important factor to consider when setting prices for your templates is the amount of time and effort you put into creating them. Take into account the cost of materials, software, and any other resources you used in the design process. It's also important to factor in the unique value that your templates offer to customers, such as exclusive designs or customizable features.


Remember that pricing is not set in stone, and it's okay to experiment with different price points to see what works best for your business. Consider offering discounts or promotions to attract new customers and retain existing ones. By staying flexible and responsive to market trends, you can find the right balance between competitive prices and profitability.

In conclusion, setting competitive prices for your Canva templates is a key aspect of running a successful online business. By researching the market, considering your costs, and staying flexible with your pricing strategies, you can attract customers and maximize your profits in the competitive world of template selling.

Chapter 6: Building a Successful Canva Templates Business

Managing customer relationships

Managing customer relationships is a crucial aspect of running a successful online business selling Canva templates. Building strong relationships with your customers can lead to repeat business, positive reviews, and word-of-mouth referrals. Here are some tips for effectively managing customer relationships:



[Click Here To Download Canva Templates With Master Resell Rights](#)

1. Communication is key: Keep the lines of communication open with your customers. Respond promptly to any inquiries or feedback they may have. Be transparent about your products and services, and keep them informed of any updates or new releases.

2. Provide excellent customer service: Make sure your customers feel valued and appreciated. Offer assistance and guidance to help them make the most of your templates. Address any issues or concerns they may have in a timely and professional manner.

3. Personalize the experience: Get to know your customers on a personal level. Remember their names, preferences, and past purchases. Tailor your interactions and recommendations to their specific needs and interests.

4. Collect feedback: Ask for feedback from your customers on their experience with your templates. Use this feedback to improve your products and services. Show your customers that their opinions are important to you.

5. Reward loyalty: Recognize and reward your loyal customers. Offer discounts, special offers, or exclusive content to show your appreciation for their continued support.

By effectively managing customer relationships, you can build a loyal customer base that will continue to support your online business selling Canva templates. Remember to prioritize communication, provide excellent customer service, personalize the experience, collect feedback, and reward loyalty. These strategies will help you create lasting relationships with your customers and drive success in your business.

Scaling your templates business

Once you have established your templates business and are consistently making sales, it's time to focus on scaling up. Scaling your business means finding ways to grow your revenue without increasing your workload exponentially. Here are some tips for scaling your templates business:

1. Diversify your product offerings: While Canva templates are a great way to start making money, don't limit yourself to just one type of template.

Consider creating different types of templates such as social media graphics, printables, eBooks, and more. This will appeal to a wider audience and help you increase your sales.

2. Collaborate with other template creators: Collaborating with other template creators can help you reach a larger audience and attract more customers. Consider partnering with other designers to create bundle deals or cross-promote each other's products. This can help you increase your sales and grow your business faster.

3. Invest in marketing: As your business grows, it's important to invest in marketing to reach a larger audience. Consider running targeted ads on social media platforms, creating email marketing campaigns, or reaching out to influencers in your niche to promote your products. Investing in marketing can help you attract more customers and increase your sales.

4. Automate your processes: To scale your business effectively, you need to automate as many processes as possible. This can include automating your sales process, customer service, and even template creation. By automating repetitive tasks, you can save time and focus on growing your business.

By following these tips, you can scale your templates business and increase your revenue. Remember, scaling a business takes time and effort, so be patient and stay focused on your goals. With dedication and hard work, you can turn your templates business into a successful and profitable venture.

Chapter 7: Advanced Tips and Tricks for Selling Canva Templates

Collaborating with other designers

Collaborating with other designers can be a game-changer when it comes to making money with Canva templates. By working with other talented individuals in the design community, you can expand your reach, learn new skills, and create even more high-quality templates that will attract customers.

One way to collaborate with other designers is to participate in design challenges or contests. These events are a great way to connect with like-minded individuals, get feedback on your work, and potentially win prizes or recognition. By collaborating with others in this way, you can push yourself to create better templates and improve your design skills.

25 Canva Mockup Templates For Pinterest Pins:



[Click Here To Download The 25 Canva Mockup Templates Now](#)

Another way to collaborate with other designers is to join online communities or forums dedicated to Canva template creators.

These spaces are great for networking, sharing tips and tricks, and finding inspiration for your next project. By connecting with other designers in these communities, you can learn from their experiences and gain valuable insights that can help you improve your own template business.

Finally, consider reaching out to other designers directly to propose a collaboration. You could partner with someone who has complementary skills to create a series of templates together, or you could offer your services as a designer for hire on platforms like Fiverr or Upwork. By working with other designers in this way, you can leverage each other's strengths and create templates that are even more valuable to your customers.

Overall, collaborating with other designers is a smart strategy for anyone looking to make money selling Canva templates. By working together, you can expand your skills, reach more customers, and ultimately increase your profits in this competitive market.

Expanding your templates business beyond Canva

Expanding your templates business beyond Canva opens up a world of opportunities for online business owners looking to maximize their profits and reach a wider audience. While Canva is a fantastic platform for creating and selling templates, there are other avenues you can explore to take your business to the next level.

One way to expand your templates business is by offering your designs on multiple platforms. Websites like Etsy, Creative Market, and even your own website can help you reach a larger customer base and increase your sales. By diversifying your sales channels, you can attract different types of customers and increase your overall revenue.

Another way to grow your templates business is by creating custom designs for clients. Many businesses and individuals are looking for unique and personalized templates for their branding, marketing materials, and social media content. By offering custom design services, you can cater to this demand and charge premium prices for your work.

Collaborating with other designers and businesses is another effective way to expand your templates business. By partnering with complementary brands or influencers, you can tap into their audience and gain exposure for your templates. Collaborations can also help you learn new skills, gain new insights, and expand your professional network.

Finally, consider creating and selling digital products beyond templates. eBooks, printables, social media graphics, and other digital products can complement your templates business and attract a wider range of customers. By diversifying your product offerings, you can maximize your earning potential and establish yourself as a versatile designer in the online marketplace.

In conclusion, expanding your templates business beyond Canva requires creativity, strategy, and a willingness to explore new opportunities. By leveraging multiple platforms, offering custom designs, collaborating with others, and diversifying your product offerings, you can take your templates business to new heights and achieve greater success in the competitive online marketplace.

Chapter 8: Conclusion

Recap of key takeaways

In this chapter, we will recap some of the key takeaways from our discussion on making money with Canva templates. As online business owners in the niche of selling Canva templates, it is important to keep these key points in mind as you build and grow your template business.

First and foremost, understanding your target audience is crucial. Knowing who your ideal customers are and what they are looking for in a template will help you create designs that resonate with them. Researching trends in your niche and staying up to date with popular design styles will also help you stay ahead of the competition.

Next, pricing your templates appropriately is essential. Take into account the time and effort it takes to create each design, as well as the value it provides to your customers. Don't undervalue your work, but also be mindful of pricing it too high that it becomes unaffordable for your target market.

Marketing your templates effectively is another key takeaway. Utilize social media platforms, email marketing, and collaborations with influencers to reach a wider audience. Create a strong brand presence and showcase your designs in a visually appealing way to attract potential customers.

Lastly, don't forget to continuously improve and update your templates. Listen to customer feedback, stay current with design trends, and experiment with new styles to keep your offerings fresh and relevant.

By keeping these key takeaways in mind, you'll be well on your way to building a successful business selling Canva templates. Good luck on your entrepreneurial journey!

Final thoughts on making money with Canva templates


As you wrap up your journey into making money with Canva templates, it's important to reflect on what you have learned and how you can continue to grow your business. Selling Canva templates can be a lucrative venture, but it requires dedication, creativity, and a willingness to adapt to the ever-changing digital landscape.

One of the key takeaways from this guide is the importance of understanding your target audience. Knowing who you are creating templates for will help you tailor your designs to meet their specific needs and preferences. By consistently delivering high-quality, relevant templates, you can build a loyal customer base that will keep coming back for more.

Additionally, don't be afraid to experiment with different types of templates and styles. The beauty of Canva is that it offers endless possibilities for design, so don't limit yourself to just one niche or theme. Explore new ideas, listen to feedback from your customers, and stay up to date on the latest design trends to stay ahead of the competition.

Lastly, don't forget to market your templates effectively. Utilize social media, email marketing, and other online platforms to promote your designs and attract new customers. Consider offering discounts, running promotions, or collaborating with influencers to increase visibility and drive sales.

Making money with Canva templates is a journey that requires patience, persistence, and a willingness to learn and grow. By following the tips and strategies outlined in this guide, you can turn your passion for design into a profitable online business. Good luck, and happy designing!



[Click Here To Download Canva Templates With Master Resell Rights](#)

Canva Training!

Master Canva Quickly with these 20 Essential Tutorials for Beginners!



[Click Here To Watch These 20 Free Canva Tutorials For Beginner](#)

Canva Training!

Canva Tutorials For Beginners: More than a Tool, Path to Mastering Canva with 20 In-Depth Tutorials.



[Click Here To Watch These 20 Canva Tutorials For Beginner](#)

Canva Training!

Canva Magic Studio Suite: More than a Tool, a Path to Mastering AI Design with 20 In-Depth Tutorials.



[Click Here To Watch These 20 AI Canva Magic Studio Tutorials](#)

Need Support?

[Click Here For Support](#)